

KEDIA ADVISORY



DAILY ENERGY REPORT

6 July 2026

Kedia Stocks and Commodities Research Pvt. Ltd.

SEBI Registration Number: INH000006156 | Disclaimer: <https://kediaadvisory.com/disclaimer>



MCX UPDATE

Commodity	Expiry	Open	High	Low	Close	% Change
CRUDEOIL	20-Jul-26	6573.00	6627.00	6506.00	6568.00	0.43
CRUDEOIL	19-Aug-26	6624.00	6649.00	6536.00	6598.00	0.50
CRUDEOILMINI	20-Jul-26	6552.00	6626.00	6507.00	6568.00	0.43
CRUDEOILMINI	19-Aug-26	6579.00	6649.00	6539.00	6596.00	0.49
NATURALGAS	28-Jul-26	305.00	312.00	305.00	310.40	1.44
NATURALGAS	26-Aug-26	299.40	303.80	299.00	301.70	0.94
NATURALGAS MINI	28-Jul-26	306.70	311.90	304.90	310.30	-5.99
NATURALGAS MINI	26-Aug-26	299.40	303.80	298.90	301.60	-7.57

INTERNATIONAL UPDATE

Commodity	Open	High	Low	Close	% Change
Crudeoil \$	68.24	68.90	68.17	68.88	0.92
Natural Gas \$	3.1880	3.1920	3.1590	3.1700	-0.50
Lme Copper	13393.85	13450.45	13382.00	13446.53	0.50
Lme Zinc	3548.25	3565.55	3547.05	3559.60	0.28
Lme Aluminium	3120.95	3130.65	3082.70	3093.30	0.25
Lme Lead	1893.35	1895.80	1892.80	1893.70	-0.04
Lme Nickel	16380.75	16473.00	16375.75	16409.00	0.10

OPEN INTEREST SNAPSHOT

Commodity	Expiry	% Change	% Oi Change	Oi Status
CRUDEOIL	20-Jul-26	0.43	-0.79	Short Covering
CRUDEOIL	19-Aug-26	0.50	0.89	Fresh Buying
CRUDEOILMINI	20-Jul-26	0.43	-7.84	Short Covering
CRUDEOILMINI	19-Aug-26	0.49	-2.01	Short Covering
NATURALGAS	28-Jul-26	1.44	-6.78	Short Covering
NATURALGAS	26-Aug-26	0.94	-7.70	Short Covering
NATURALGAS MINI	28-Jul-26	1.44	-5.99	Short Covering
NATURALGAS MINI	26-Aug-26	0.94	-7.57	Short Covering

Technical Snapshot



BUY CRUDEOIL JUL @ 6500 SL 6350 TGT 6650-6750. MCX

Observations

Crudeoil trading range for the day is 6446-6688.

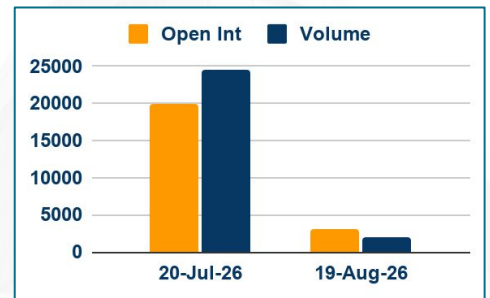
Crude oil gains after the U.S. and Iran expressed contradictory remarks over the management of the Strait of Hormuz.

Kuwait's oil production rose sharply to 1.65 million barrels per day in June, from 580,000 bpd in May.

Saudi Aramco shifts to spot sales in Asia

Brent spread contango signals fading shortage concerns

OI & Volume



Spread

Commodity	Spread
CRUDEOIL AUG-JUL	30.00
CRUDEOILMINI AUG-JUL	28.00

Trading Levels

Commodity	Expiry	Close	R2	R1	PP	S1	S2
CRUDEOIL	20-Jul-26	6568.00	6688.00	6628.00	6567.00	6507.00	6446.00
CRUDEOIL	19-Aug-26	6598.00	6707.00	6652.00	6594.00	6539.00	6481.00
CRUDEOILMINI	20-Jul-26	6568.00	6686.00	6627.00	6567.00	6508.00	6448.00
CRUDEOILMINI	19-Aug-26	6596.00	6705.00	6651.00	6595.00	6541.00	6485.00
Crudeoil \$		68.88	69.38	69.13	68.65	68.40	67.92

Technical Snapshot

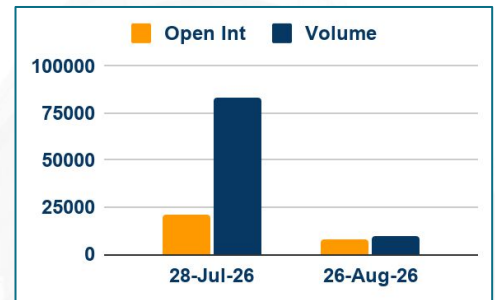


SELL NATURALGAS JUL @ 312 SL 316 TGT 308-304. MCX

Observations

Naturalgas trading range for the day is 302.1-316.1.
 Natural gas climbed on rising flows to LNG export plants and forecasts for record power demand in some parts of the country.
 Energy firms injected a larger-than-expected 87 billion cubic feet of gas into storage - EIA
 Meteorologists forecast warmer-than-normal temperatures nationwide through July 16.
 Average gas output in the U.S. Lower 48 states fell to 109.6 bcfd so far in July, down from 110 bcfd in June.

OI & Volume



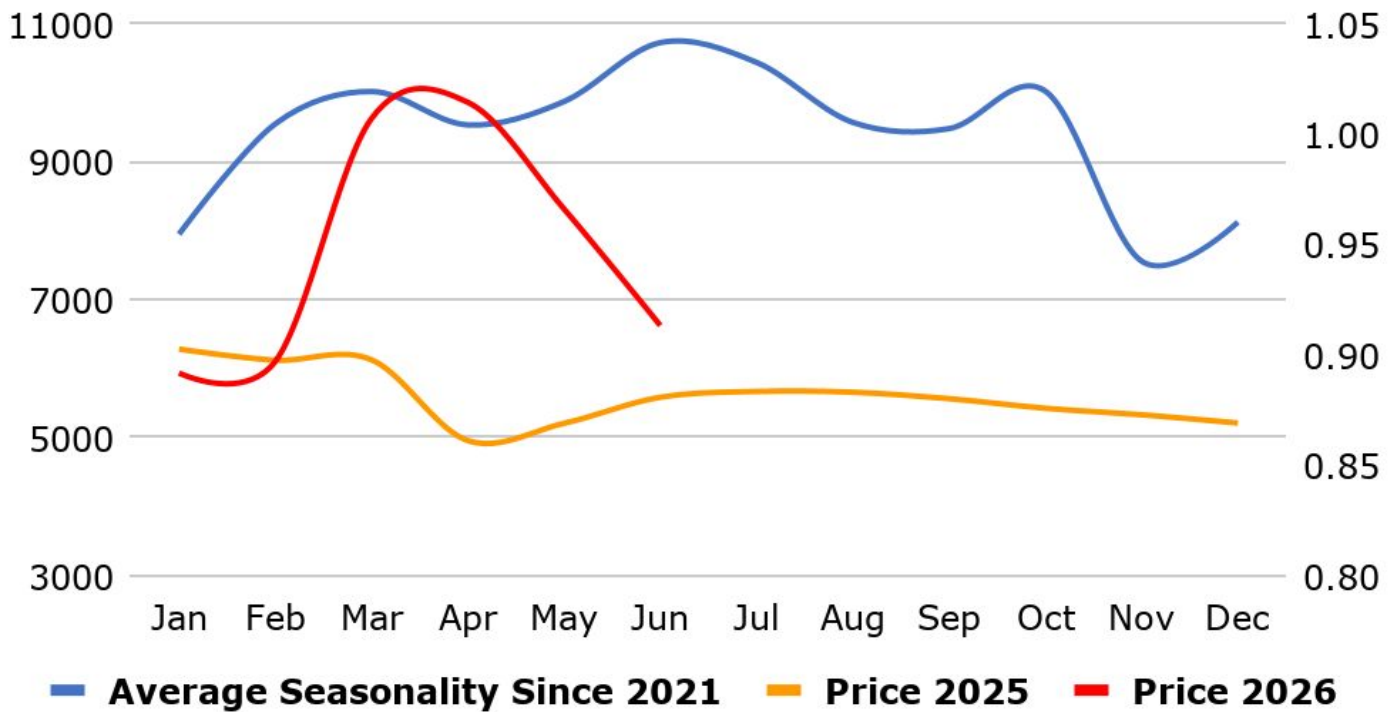
Spread

Commodity	Spread
NATURALGAS AUG-JUL	-8.70
NATURALGAS MINI AUG-JUL	-8.70

Trading Levels

Commodity	Expiry	Close	R2	R1	PP	S1	S2
NATURALGAS	28-Jul-26	310.40	316.10	313.20	309.10	306.20	302.10
NATURALGAS	26-Aug-26	301.70	306.30	304.00	301.50	299.20	296.70
NATGAS MINI	28-Jul-26	310.30	316.00	313.00	309.00	306.00	302.00
NATGAS MINI	26-Aug-26	301.60	306.00	303.00	301.00	298.00	296.00
Natural Gas \$		3.1700	3.2070	3.1890	3.1740	3.1560	3.1410

MCX Crude Oil Seasonality



MCX Natural Gas Seasonality



Economic Data

Date	Curr.	Data
Jul 6	EUR	German Factory Orders m/m
Jul 6	EUR	Sentix Investor Confidence
Jul 6	EUR	PPI m/m
Jul 6	EUR	Retail Sales m/m
Jul 6	USD	Final Services PMI
Jul 6	USD	ISM Services PMI
Jul 6	USD	FOMC Member Waller Speaks
Jul 7	EUR	German Industrial Production m/m
Jul 7	EUR	French Trade Balance
Jul 7	USD	ADP Weekly Employment Change
Jul 7	USD	ADP Weekly Employment Change
Jul 7	USD	Trade Balance
Jul 8	USD	API Weekly Statistical Bulletin

Date	Curr.	Data
Jul 8	USD	Crude Oil Inventories
Jul 8	USD	10-y Bond Auction
Jul 8	USD	FOMC Meeting Minutes
Jul 9	USD	Consumer Credit m/m
Jul 9	EUR	German Trade Balance
Jul 9	EUR	Eurogroup Meetings
Jul 9	EUR	ECB Monetary Policy Meeting
Jul 9	USD	Unemployment Claims
Jul 9	USD	FOMC Member Williams Speaks
Jul 9	USD	Existing Home Sales
Jul 9	USD	Natural Gas Storage
Jul 9	USD	30-y Bond Auction
Jul 10	EUR	German Final CPI m/m

News you can Use

U.S. job growth slowed more than expected in June and data for the prior month was revised lower, but the unemployment rate fell to 4.2%, pointing to continued labor market stability. Nonfarm payrolls increased by 57,000 jobs last month after a downwardly revised 129,000 rise in May, the Labor Department's Bureau of Labor Statistics said in its closely watched employment report on Thursday. Economists polled by Reuters had forecast payrolls advancing 110,000 after a previously reported 172,000 increase in May. Estimates ranged from as low as 25,000 to as high as 200,000. The moderation was payback after three consecutive months of strong gains in payrolls and likely does not signal a material shift in labor market conditions. It could also be bringing payrolls into alignment with other labor market surveys, including small business hiring plans, which have offered a less robust picture of the jobs market. The U.S. central bank last month left its benchmark overnight interest rate in the 3.50%-3.75% range, but updated quarterly projections showed policymakers expected to raise borrowing costs this year.

Inflation risks have eased in recent weeks, but the US central bank remains committed to restoring inflation to its 2% target, Federal Reserve Chair Kevin Warsh said at the ECB's annual Forum on Central Banking in Sintra, Portugal. Warsh stressed that delivering price stability remains the Fed's primary objective, while noting that the strategy to achieve it will continue to evolve. Warsh also underscored the Fed's independence in setting monetary policy, dismissing any suggestion that political pressure would influence its decisions. The Fed chief reiterated that the central bank will no longer provide traditional forward guidance on future interest-rate decisions, signaling a shift in its communication approach. He also declined to comment on the outlook for the upcoming policy meeting, saying decisions will be based on incoming data. Last month, the Fed held rates steady but signaled growing support among officials for additional hikes later this year as inflation remains elevated.

Stay Ahead in Markets with Kedia Advisory



Get Live Commodity & Equity Market Updates backed by in-depth research, data-driven insights, and expert analysis.



Why Kedia Advisory

- Real-time market updates
- Key levels & trend direction
- Research-based market views
- Trusted by active traders & investors

Visit: Kedia Advisory Website

www.kediaadvisory.com

CLICK HERE



SCAN ME



Kedia Stocks and Commodities Research Pvt Ltd

SEBI REGISTRATION NUMBER : INH000006156

Aadinath Commercial, Opp. Mumbai University, Vasant Valley Road, Khadakpada, Kalyan West

Investment in securities market are subject to market risks, read all the Related documents carefully before investing.



**Scan the QR to
connect with us**

**KEDIA ADVISORY**

KEDIA STOCKS & COMMODITIES RESEARCH PVT LTD.

Mumbai. INDIA.

For more details, please contact Mobile: +91 9619551022

Email: info@kediaadvisory.com

SEBI REGISTRATION NUMBER - INH000006156

For more information or to subscribe for monthly updates

Visit www.kediaadvisory.com

This Report is prepared and distributed by Kedia Stocks & Commodities Research Pvt Ltd. for information purposes only. The recommendations, if any, made herein are expressions of views and/or opinions and should not be deemed or construed to be neither advice for the purpose of purchase or sale through KSCRPL nor any solicitation or offering of any investment /trading opportunity. These information/opinions/ views are not meant to serve as a professional investment guide for the readers. No action is solicited based upon the information provided herein. Recipients of this Report should rely on information/data arising out of their own investigations. Readers are advised to seek independent professional advice and arrive at an informed trading/investment decision before executing any trades or making any investments. This Report has been prepared on the basis of publicly available information, internally developed data and other sources believed by KSCRPL to be reliable. KSCRPL or its directors, employees, affiliates or representatives do not assume any responsibility for or warrant the accuracy, completeness, adequacy and reliability of such information/opinions/ views. While due care has been taken to ensure that the disclosures and opinions given are fair and reasonable, none of the directors, employees, affiliates or representatives of KSCRPL shall be liable for any direct, indirect, special, incidental, consequential, punitive or exemplary damages, including lost profits arising in any way whatsoever from the information/opinions/views contained in this Report. The possession, circulation and/or distribution of this Report may be restricted or regulated in certain jurisdictions by appropriate laws. No action has been or will be taken by KSCRPL in any jurisdiction (other than India), where any action for such purpose (s) is required. Accordingly, this Report shall not be possessed, circulated and/ or distributed in any such country or jurisdiction unless such action is in compliance with all applicable laws and regulations of such country or jurisdiction. KSCRPL requires such a recipient to inform himself about and to observe any restrictions at his own expense, without any liability to KSCRPL. Any dispute arising out of this Report shall be subject to the exclusive jurisdiction of the Courts in India.